

Permeable Supports Selection Guide

Including Transwell® and Falcon® Cell Culture Inserts



About Corning® Permeable Supports

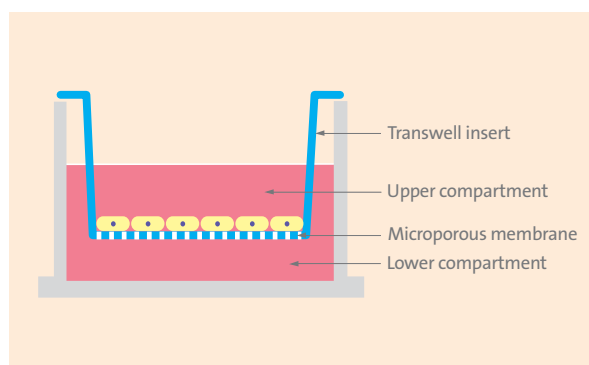
Permeable supports, also known as cell culture inserts, are an essential tool for the study of both anchorage-dependent and independent cell lines.

You can use cell culture inserts to:

- ▶ Produce a cell culture environment that closely resembles an *in vivo* state
- ▶ Allow polarized cells to carry out metabolic activities in a more natural manner because the cells feed both apically and basolaterally
- ▶ Co-culture cells with or without cell-to-cell contact
- ▶ Design a diversity of experiments using various pore sizes, membrane types, and coatings

This selection guide will help you choose the right combination of membrane type, pore size, format, and surface treatment to create a cell culture environment that more closely mimics the *in vivo* environment you desire.

Create a More Natural Environment for Your Cells



The unique, self-centered hanging design of Transwell inserts prevents medium wicking between the insert and outer well. The design also permits access to the lower compartment through windows in the insert wall, as well as undamaged co-culturing of cells in the lower compartment.



Transwell® Permeable Supports: a Laboratory Standard

Transwell inserts are convenient, ready-to-use permeable support devices pre-packaged in standard multiple well plates. The unique, self-centered hanging design prevents medium wicking between the insert and outer well. Transwell inserts are available in a wide variety of sizes, membrane types, and configurations, and they are backed by extensive citations, protocols, and technical support—all of which has helped to make them the leading brand of cell culture insert for more than 25 years.



Falcon® and Corning® BioCoat™ Inserts: Giving You More Choices than Ever Before

With the recent addition of Falcon and BioCoat inserts, Corning is now able to offer an even broader line of permeable support research tools, including Corning FluoroBlok™ light-blocking inserts and systems for migration assays, as well as BioCoat ECM-coated inserts for enhanced cell attachment, growth, and differentiation.

Falcon inserts are offered in polyester (PET) membranes and come individually packaged in a variety of pore sizes and configurations. For best results, Falcon, BioCoat, and FluoroBlok inserts should be used only with Falcon Cell Culture Companion Plates. These plates allow for a two-position orientation of the inserts for feeding and incubation of cells.

How to Use this Guide

Follow these four steps to select the optimal insert for your research.

1. Select a Membrane

Permeable supports are available with three materials of construction:

PC (Polycarbonate)

Transwell® Permeable Supports are available in a broad range of pore sizes from 0.4 to 8.0 µm. This high pore density membrane is suitable for a variety of applications. It allows for maximum diffusion when studying transport, secretions, or drug uptake.

PET (Polyester or Polyethylene Terephthalate)

Several PET membrane types are available:

- ▶ Transwell-Clear and Falcon® Transparent PET inserts permit sufficient optical transparency for visualization of cell outlines by phase contrast microscopy.
- ▶ Falcon high density (HD) PET membranes have a high pore density, which allows maximum diffusion of materials between the insert and receiver plate.
- ▶ Corning FluoroBlok™ light-blocking PET membrane is also available for simplified cell-based assays. This unique membrane blocks >99% of light transmission from 400 to 700 nm and is ideal for both endpoint and kinetic cell invasion, migration, and chemotaxis assays.

PTFE (Polytetrafluoroethylene)

Collagen-coated PTFE membranes are available in limited pore sizes (0.4 and 3.0 µm). These coated membranes promote cell attachment and allow cells to be visualized during culture.

Consult the product specification tables on the following pages for more information.

2. Select a Pore Size

In general, smaller pore sizes (0.4 and 1.0 µm) are used for culturing cells, co-culture applications, and drug transport studies. Larger pore sizes (3.0 to 8.0 µm) are recommended for chemotaxis and angiogenesis applications. Please refer to the Applications guide below for more information.

| Application | Cell Type | Pore Size (µm) |
|------------------------------------|-------------------------------------|----------------|
| Angiogenesis | Endothelial, HMVEC, HUVEC | 3.0 |
| Co-culture | Stem, neuronal, and various others | 0.4, 1.0 |
| Epithelial Cell Polarity | Epithelial cells | 0.4 |
| Migration | Endothelial, HUVEC, HMVEC | 3.0 |
| | Neutrophils, PMNs | 3.0 |
| | Lymphocytes, macrophages, monocytes | 3.0, 5.0 |
| | Neuronal cells | 3.0 |
| | Dendritic cells | 3.0, 5.0, 8.0 |
| | Neurite outgrowth | 1.0, 3.0 |
| | Epithelial fibroblasts | 8.0 |
| | Leukocytes | 3.0, 5.0 |
| Smooth muscle | 8.0 | |
| Invasion | Melanoma | 8.0 |
| | Glioma | 8.0 |
| | Lymphoma, Jurkat | 5.0, 8.0 |
| | Osteoblasts | 8.0 |
| | Breast cancer | 5.0, 8.0 |
| Endothelial | 3.0, 5.0, 8.0 | |
| Tissue Engineering | Human skin model | 0.4, 3.0 |
| Toxicity Testing | Mouse fibroblasts | 3.0 |
| | Human lung | 0.4 |
| Transport and Permeability Studies | Caco-2 | 0.4, 1.0 |
| | MDCK | 0.4, 1.0 |

How to Use this Guide (Continued)

3. Select a Format

- ▶ Individual inserts are used with 6-, 12-, and 24-well plates. A large, single-well format is also available in a 100 mm dish.
- ▶ HTS insert plates are available in either 24- or 96-well formats with special receiver plates and single-well reservoirs to facilitate automation and ease of handling.
- ▶ Snapwell™ inserts are designed for use with diffusion or Ussing chambers.
- ▶ Netwell® inserts are used as tissue carriers or explants at the air-media interface. The inserts are available in 6- or 12-well plates.

Growth Area Guide for Transwell® Inserts

| Insert Diameter (mm)* | Multiple Well Plate or Dish Style | Insert Membrane Growth Area (cm ²) |
|-----------------------|-----------------------------------|--|
| 4.26 | 96-well | 0.143 |
| 6.5 | 24-well | 0.33 |
| 12 | 12-well | 1.12 |
| 24 | 6-well | 4.67 |
| 75 | 100 mm dish | 44 |

Growth Area Guide for Falcon®, Corning® FluoroBlok™, and Corning BioCoat™ Inserts

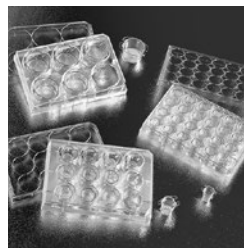
| Insert Diameter (mm)* | Multiple Well Plate or Dish Style | Insert Membrane Growth Area (cm ²) |
|-----------------------|-----------------------------------|--|
| 3.2 | 96-well | 0.08 |
| 6.4 | 24-well | 0.31/0.33** |
| 10.5 | 12-well | 0.90 |
| 23.1 | 6-well | 4.2 |

*Values are reported as nominal and may vary due to inherent variability of our manufacturing process. To ensure success, we recommend that researchers validate their methods independent from our reported values.


**24 HTS Multiwell



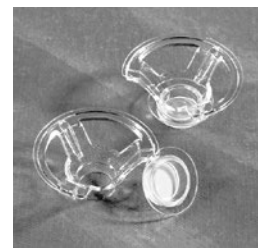
Individual inserts for 6-, 12-, or 24-well plates or 100 mm dishes



Coated individual inserts for cell differentiation, migration or invasion assays



HTS insert plates for automation and ease of handling



Snapwell inserts for use in diffusion or Ussing chambers

4. Select a Surface Treatment

For many applications, an extracellular matrix (ECM) coating can improve cell attachment, differentiation, and signaling. Compared to self-coated inserts, pre-coated Corning BioCoat™ inserts reduce handling steps and can enhance data reproducibility. Consult the BioCoat insert selection guide on page 7 for more information. Custom coatings and configurations are also available. If you don't see what you need, please contact Corning for more information. You'll find contact information on the back cover of this brochure.

Individual Inserts



24 and 6.5 mm Transwell inserts

Corning offers four types of individual inserts:

- ▶ Transwell® Polycarbonate (PC) translucent inserts are treated for optimal cell attachment. They are available in a variety of pore sizes ranging from 0.4 to 8.0 μm .
- ▶ Transwell®-clear inserts feature a microscopically transparent polyester (PET) membrane that is tissue culture-treated (TC) for optimal cell attachment and growth. Transwell-Clear inserts provide better cell visibility under phase contrast microscopy and allow assessment of cell viability and monolayer formation.
- ▶ Individual Falcon® inserts are available with standard transparent PET, as well as high pore-density translucent PET for maximum diffusion when studying transport, secretion, and drug uptake.
- ▶ Light-blocking PET (see Corning® FluoroBlok™ inserts on the next page for more information).

Characteristics of Transwell Inserts

| Pore Size (μm) | 0.4 | 0.4 | 3.0 | 3.0 | 5.0 | 8.0 | 8.0 |
|-----------------------------|-----------------|-----------------|-----------------|-----------------|-----------------|-----------------|-----------------|
| Membrane | PET | PC | PET | PC | PC | PC | PET |
| Pore Density | 4×10^6 | 1×10^8 | 2×10^6 | 2×10^6 | 4×10^5 | 1×10^5 | 1×10^5 |
| Opacity | Clear | Translucent | Clear | Translucent | Translucent | Translucent | Clear |
| 1-well | | ■ | | ■ | | | |
| 6-well | ■ | ■ | ■ | ■ | | | |
| 12-well | ■ | ■ | ■ | ■ | | | |
| 24-well | ■ | ■ | ■ | ■ | ■ | ■ | ■ |
| Ordering Information | Page 9 | Page 9 | Page 9 | Page 9 | Page 9 | Page 9 | Page 9 |

Characteristics of Falcon and Corning BioCoat Inserts

| Pore Size (μm) | 0.4 | 0.4 | 1.0 | 3.0 | 3.0 | 8.0 |
|-----------------------------|-------------------|-----------------|-------------------|-----------------|-----------------|-----------------|
| Membrane | PET | PET | PET | PET | PET | PET |
| Pore Density | 1.6×10^6 | 1×10^8 | 1.6×10^6 | 8×10^5 | 2×10^6 | 1×10^5 |
| Opacity | Clear | Translucent | Clear | Clear | Translucent | Clear |
| 1-well | | | | | | |
| 6-well | ■ | ■ | ■ | ■ | ■ | ■ |
| 12-well | ■ | ■ | ■ | ■ | ■ | ■ |
| 24-well | ■ | ■ | ■ | ■ | ■ | ■ |
| Ordering Information | Page 9,10,11 | Page 9,10,11 | Page 9,10,11 | Page 9,10,11 | Page 9,10,11 | Page 9,10,11 |

For best results, Falcon Cell Culture and BioCoat inserts should be used together with Falcon cell culture companion plates. Falcon cell culture insert companion plates have been specially designed to reduce the risk of evaporation or contamination due to improper fit. See page 10 for ordering information.

Individual Inserts (Continued)



Corning FluoroBlok 6.5 mm insert

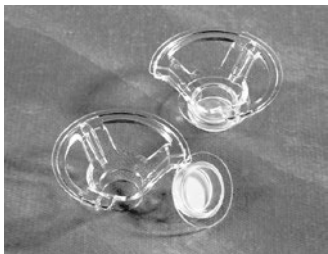
Corning® FluoroBlok™ Inserts

Corning FluoroBlok cell culture inserts are designed with a light-tight PET membrane that efficiently blocks the transmission of light from 400 to 700 nm, allowing fluorescence detection in a simplified and non-destructive manner.

Fluorescently labeled cells in the top chamber of the insert are shielded from bottom-reading fluorescence plate readers and microscopes by the FluoroBlok membrane. Labeled cells that migrate through the membrane are easily detected by a bottom-reading fluorescence plate reader, thereby eliminating cell scraping and manual cell counting. This non-destructive detection method enables both kinetic and endpoint chemotactic assays. (Note: Falcon inserts do not come with companion receiver plates. See the ordering information for companion plate catalog numbers.)

Characteristics of Corning FluoroBlok Inserts

| Pore Size (µm) | 3.0 | 8.0 |
|----------------------------|--------------------|--------------------|
| Membrane | Light-blocking PET | Light-blocking PET |
| Pore Density | 8×10^5 | 6×10^4 |
| Brand | FluoroBlok | FluoroBlok |
| Inserts for 24-well plates | ■ | ■ |
| Ordering Information | Page 10 | Page 10 |



Polycarbonate Snapwell inserts

Snapwell™ Inserts

The Snapwell insert is a modified Transwell® culture insert that contains a 12 mm diameter tissue culture-treated membrane supported by a detachable ring. The inserts are primarily used for transport and electrophysiological studies. Once cells are grown to confluence, this ring-supported membrane can be placed into either vertical or horizontal diffusion or Ussing chambers.

Characteristics of Snapwell Insert Membranes

| Pore Size (µm) | 0.4 | |
|---------------------------|-----------------|-----------------|
| Membrane | PET | PC |
| Pore density | 4×10^6 | 1×10^8 |
| Opacity | Clear | Translucent |
| Brand | Costar® | Costar |
| Inserts for 6-well plates | ■ | ■ |
| Ordering Information | Page 10 | Page 10 |



Polyester Snapwell inserts

Netwell® Inserts

Netwell inserts have polyester (PET) mesh bottoms attached to a polystyrene ring or housing. They are used as tissue carriers, supports and strainers for culture of small organs, tissue slices, or explants at the air-media interface. They can be used to coarse filter tissue homogenates, cell suspensions, or microcarriers. Accessories allow them to be used as a handy carrier for immunocytochemical staining of tissue culture slices. See the ordering information for Netwell accessories.

Characteristics of Netwell Inserts

| Mesh Size (µm) | 74 | 500 |
|---|---------|---------|
| Mesh Material | PET | PET |
| Sterile | Yes | Yes |
| Brand | Costar | Costar |
| Inserts for 6-, 12-, and 24-well plates | ■ | ■ |
| Ordering Information | Page 10 | Page 10 |



Netwell inserts



BioCoat cell culture inserts

ECM Coated Inserts

Corning® BioCoat™ cell culture inserts are pre-coated with extracellular matrix proteins for applications requiring a protein-coated cell surface, such as cell differentiation, migration and invasion assays. Coatings include Corning Matrigel® matrix, Fibronectin, Collagen, or Laminin.

For example, cell culture inserts coated with Fibrillar Collagen I can establish the barrier function of intestinal epithelial cell monolayers (Caco-2). Inserts coated with Corning Matrigel matrix are frequently cited for *in vitro* cell invasion assays.

Characteristics of Corning Coated Inserts

| BioCoat Inserts | | | | | |
|----------------------|------------|------------|------------|------------|------------|
| Pore Size (µm) | 0.4 | 1.0 | 3.0 | 3.0 | 8.0 |
| Membrane | PET | PET | PET | FluoroBlok | PET |
| Coating: | | | | | |
| Collagen I | ■ | ■ | ■ | | |
| Fibrillar Collagen | | ■ | | | |
| Fibronectin | ■ | | | ■ | |
| Collagen IV | | ■* | ■ | | ■* |
| Matrigel Matrix | | | | | ■ |
| Matrigel GFR | | | | | ■ |
| 6-well | ■ | ■ | ■ | ■ | ■ |
| 24-well | ■ | ■ | ■ | ■ | ■ |
| Ordering Information | Page 10,11 | Page 10,11 | Page 10,11 | Page 10,11 | Page 10,11 |

*PET with Collagen IV coating is only available for 24 well plates.

| BioCoat Control Inserts | | | |
|-------------------------|-----------------------|---------------------|---------------------|
| Pore Size (µm) | 0.4 | 3.0 | 8.0 |
| Membrane | PET | PET | PET |
| Pore Density | 1.6 x 10 ⁶ | 8 x 10 ⁵ | 1 x 10 ⁵ |
| Opacity | Translucent | Translucent | Translucent |
| 6-well | ■ | ■ | ■ |
| 24-well | ■ | ■ | ■ |
| Ordering Information | Page 11 | Page 11 | Page 11 |

Corning BioCoat control cell culture inserts are packaged ready-to-use in Falcon® cell culture compatible plates. They may be used as control inserts along side ECM-treated inserts while studying effects of the ECM component present on the BioCoat cell culture inserts.

| Transwell® Coated Inserts | | |
|---------------------------|----------|----------|
| Pore Size (µm) | 0.4 | 3.0 |
| Membrane | PTFE | PTFE |
| Coating: | | |
| Collagen I and III Mix | ■ | ■ |
| 6-well | ■ | ■ |
| 12-well | ■ | ■ |
| 24-well | ■ | ■ |
| Ordering Information | Pages 11 | Pages 11 |


Transwell-COL collagen-coated inserts have a transparent (when wet) collagen-treated PTFE membrane that promotes cell attachment and spreading, while allowing cells to be visualized during culture. The coating process covers each fibril of the matrix, thereby retaining the porosity of the membrane.

HTS Insert Plates

HTS insert plates are arrays of individual cell culture inserts connected by a rigid, robotics-friendly holder. This single-unit design makes insert plates ideal for running automated, high throughput drug transport (Caco-2 cells) cell toxicity studies or cell migration and invasion studies.

Characteristics of Uncoated HTS Insert Plates

| Uncoated Transwell® HTS Insert Plates | | | | | | |
|---------------------------------------|---------------------|---------------------|-----------------------|---------------------|---------------------|---------------------|
| Pore Size (µm) | 0.4 | 0.4 | 1.0 | 3.0 | 5.0 | 8.0 |
| Membrane | PET | PC | PET | PC | PC | PET |
| Pore Density | 4 x 10 ⁶ | 1 x 10 ⁸ | 1.6 x 10 ⁶ | 2 x 10 ⁶ | 4 x 10 ⁵ | 1 x 10 ⁵ |
| Opacity | Clear | Translucent | Clear | Translucent | Translucent | Clear |
| 24-well | ■ | ■ | ■ | ■ | | |
| 96-well | | ■ | ■ | ■ | ■ | ■ |
| Ordering Information | Page 11, 12 | Page 11, 12 | Page 11, 12 | Page 11, 12 | Page 11, 12 | Page 11, 12 |



HTS Transwell Insert Plates



Falcon HTS Insert Plates

| Uncoated Falcon® HTS Insert Plates | | | | | |
|------------------------------------|-----------------------|---------------------|---------------------|---------------------|---------------------|
| Pore Size (µm) | 1.0 | 3.0 | 3.0 | 8.0 | 8.0 |
| Membrane | PET | PET | FluoroBlok™ PET | PET | FluoroBlok PET |
| Pore Density | 1.6 x 10 ⁶ | 8 x 10 ⁵ | 8 x 10 ⁵ | 1 x 10 ⁵ | 1 x 10 ⁵ |
| Opacity | Clear | Clear | Light-blocking | Clear | Light-blocking |
| 24-well | ■ | ■ | ■ | ■ | ■ |
| 96-well | ■ | | ■ | ■ | ■ |
| Ordering Information | Page 12 | Page 12 | Page 12 | Page 12 | Page 12 |

Characteristics of Coated HTS Insert Plates

| Coated HTS Insert Plates | | | | | | |
|---------------------------|----------|-----------------------|---------------------|---|--|--|
| Pore Size (µm) | 0.4 | 1.0 | 3.0 | 3.0 | 3.0 | 8.0 |
| Membrane | PAMPA | PET | PET | FluoroBlok | FluoroBlok | FluoroBlok |
| Coatings | | | | | | |
| Fibrillar Collagen I | | ■ | | | | |
| Fibronectin | | | ■ | ■ | | |
| Corning® Matrigel® Matrix | | | | | ■ | ■ |
| Phospholipids | ■ | | | | | |
| Pore Density | — | 1.6 x 10 ⁶ | 8 x 10 ⁵ | 8 x 10 ⁵ | 8 x 10 ⁵ | 6 x 10 ⁴ |
| Brand | Gentest™ | BioCoat™ | BioCoat | BioCoat | BioCoat | BioCoat |
| System | | | | Angiogenesis Cell Migration System ^a | Angiogenesis Cell Invasion System ^b | Tumor Cell Invasion System ^c |
| 24-well | | ■ | ■ | ■ | ■ | ■ |
| 96-well | ■ | | | ■ | | ■ |
| Ordering Information | Page 13 | Page 13 | Page 13 | Page 13 | Page 13 | Page 13 |

^a Angiogenesis Cell Migration System: Use to evaluate endothelial cell invasion using real-time fluorescence detection in a simplified and reproducible manner. Increase screening throughput for prospective pro- and anti-angiogenic compounds. Tested for its ability to allow invasion of HUVEC cells in response to VEGF. This system consists of a receiver plate, a lid, and a Falcon Multiwell Insert Plate with 3.0 µm Corning® FluoroBlok membrane coated with human Fibronectin.

^b Angiogenesis Cell Invasion System: A quantitative and reproducible *in vitro* model system for examining the effects of prospective compounds on endothelial cell migration. Tested for its ability to allow invasion of HMVEC-1 cells and to exclude invasion of NIH-3T3 cells. This system consists of a receiver plate, a lid, and a Falcon multiwell insert plate with 3.0 µm FluoroBlok membrane coated with Matrigel matrix.

^c Tumor Cell Invasion System: An *in vitro* system for the study of cell invasion through a basement membrane. The system consists of Falcon inserts containing an 8 µm pore size PET membrane coated with a uniform layer of Matrigel matrix.

Ordering Information

Uncoated Individual Inserts

Transwell® Permeable Supports, Polycarbonate (PC) Membrane

| Fisher Scientific Cat. No. | Corning Cat. No. | Description | Membrane Diameter (mm) | Growth Surface Area (cm ²) | Membrane Pore Size (µm) | Qty/Pk | Qty/Cs |
|----------------------------|------------------|---------------------------|------------------------|--|-------------------------|-----------|--------|
| 07-200-165 | 3412 | Inserts in 6-well plates | 24 | 4.67 | 0.4 | 6/plate | 24 |
| 07-200-166 | 3414 | Inserts in 6-well plates | 24 | 4.67 | 3.0 | 6/plate | 24 |
| 07-200-169 | 3428 | Inserts in 6-well plates | 24 | 4.67 | 8.0 | 6/plate | 24 |
| 07-200-156 | 3401 | Inserts in 12-well plates | 12 | 1.12 | 0.4 | 12/plate | 48 |
| 07-200-157 | 3402 | Inserts in 12-well plates | 12 | 1.12 | 3.0 | 12/plate | 48 |
| 07-200-147 | 3413 | Inserts in 24-well plates | 6.5 | 0.33 | 0.4 | 12/plate* | 48 |
| 07-200-148 | 3415 | Inserts in 24-well plates | 6.5 | 0.33 | 3.0 | 12/plate* | 48 |
| 07-200-149 | 3421 | Inserts in 24-well plates | 6.5 | 0.33 | 5.0 | 12/plate* | 48 |
| 07-200-150 | 3422 | Inserts in 24-well plates | 6.5 | 0.33 | 8.0 | 12/plate* | 48 |
| 07-200-172 | 3419 | Inserts in 100 mm dish | 75 | 44 | 0.4 | 1/dish | 12 |
| 07-200-173 | 3420 | Inserts in 100 mm dish | 75 | 44 | 3.0 | 1/dish | 12 |

*6.5 mm membrane diameter are packaged 12 inserts in a 24-well plate, 4 plates per case.

Transwell-Clear Inserts, Polyester (PET) membrane

| | | | | | | | |
|------------|------|---------------------------|-----|------|-----|-----------|----|
| 07-200-170 | 3450 | Inserts in 6-well plates | 24 | 4.67 | 0.4 | 6/plate | 24 |
| 07-200-171 | 3452 | Inserts in 6-well plates | 24 | 4.67 | 3.0 | 6/plate | 24 |
| 07-200-161 | 3460 | Inserts in 12-well plates | 12 | 1.12 | 0.4 | 12/plate | 48 |
| 07-200-162 | 3462 | Inserts in 12-well plates | 12 | 1.12 | 3.0 | 12/plate | 48 |
| 07-200-154 | 3470 | Inserts in 24-well plates | 6.5 | 0.33 | 0.4 | 12/plate* | 48 |
| 07-200-155 | 3472 | Inserts in 24-well plates | 6.5 | 0.33 | 3.0 | 12/plate* | 48 |
| 07-200-174 | 3464 | Inserts in 24-well plates | 6.5 | 0.33 | 8.0 | 12/plate* | 48 |

*6.5 mm membrane diameter are packaged 12 inserts in a 24-well plate, 4 plates per case.

Costar® Multiple Well Plates

| Cat. No. | Description | Qty/Pk | Qty/Cs |
|------------|---|--------|--------|
| 07-200-83 | 3516 6-well clear TC-treated multiple well plates | 1 | 50 |
| 07-200-82 | 3513 12-well clear TC-treated multiple well plates, individually wrapped, sterile | 1 | 50 |
| 09-761-146 | 3526 24-well clear TC-treated multiple well plates, individually wrapped, sterile | 1 | 50 |

Falcon® Transparent Inserts, PET Membrane

| | | | | | | | |
|-----------|--------|----------------------------|------|-----|-----|---|----|
| 08-771 | 353090 | Inserts for 6-well plates | 23.1 | 4.2 | 0.4 | 1 | 48 |
| 08-771-7 | 353102 | Inserts for 6-well plates | 23.1 | 4.2 | 1.0 | 1 | 48 |
| 08-771-3 | 353091 | Inserts for 6-well plates | 23.1 | 4.2 | 3.0 | 1 | 48 |
| 08-771-8 | 353103 | Inserts for 12-well plates | 10.5 | 0.9 | 1.0 | 1 | 48 |
| 08-771-10 | 353180 | Inserts for 12-well plates | 10.5 | 0.9 | 0.4 | 4 | 48 |
| 08-771-11 | 353181 | Inserts for 12-well plates | 10.5 | 0.9 | 3.0 | 1 | 48 |
| 08-770 | 353095 | Inserts for 24-well plates | 6.4 | 0.3 | 0.4 | 1 | 48 |
| 08-771-9 | 353104 | Inserts for 24-well plates | 6.4 | 0.3 | 1.0 | 1 | 48 |
| 08-771-4 | 353096 | Inserts for 24-well plates | 6.4 | 0.3 | 3.0 | 1 | 48 |

Falcon Translucent, High Density Inserts, PET Membrane

| | | | | | | | |
|-----------|--------|----------------------------|------|-----|-----|---|----|
| 08-771-15 | 353493 | Inserts for 6-well plates | 23.1 | 4.2 | 0.4 | 1 | 48 |
| 08-771-6 | 353092 | Inserts for 6-well plates | 23.1 | 4.2 | 3.0 | 1 | 48 |
| 08-771-20 | 353093 | Inserts for 6-well plates | 23.1 | 4.2 | 8.0 | 1 | 48 |
| 08-771-16 | 353494 | Inserts for 12-well plates | 10.5 | 0.9 | 0.4 | 1 | 48 |
| 08-771-13 | 353292 | Inserts for 12-well plates | 10.5 | 0.9 | 3.0 | 1 | 48 |
| 08-771-27 | 353182 | Inserts for 12-well plates | 10.5 | 0.9 | 8.0 | 1 | 48 |
| 08-771-14 | 353492 | Inserts for 24-well plates | 6.4 | 0.3 | 0.4 | 1 | 48 |
| 08-771-6 | 353092 | Inserts for 24-well plates | 6.4 | 0.3 | 3.0 | 1 | 48 |
| 08-771-21 | 353097 | Inserts for 24-well plates | 6.4 | 0.3 | 8.0 | 1 | 48 |

Ordering Information (Continued)

Falcon® Companion Plates and Lid

| Fisher Scientific Cat. No. | Corning Cat. No. | Description | Membrane Diameter (mm) | Growth Surface Area (cm ²) | Membrane Pore Size (µm) | Qty/Pk | Qty/Cs |
|----------------------------|------------------|--|------------------------|--|-------------------------|--------|--------|
| 08-771-24 | 353502 | 6-well plate, clear, flat bottom, standard tissue culture-treated | – | – | – | 1 | 50 |
| 08-774-183 | 355467 | 6-well, deep well plate, clear, flat bottom, standard tissue culture-treated | – | – | – | 1 | 4 |
| 08-771-22 | 353503 | 12-well plate, clear, flat bottom, standard tissue culture-treated | – | – | – | 1 | 50 |
| 08-771-25 | 353504 | 24-well plate, clear, flat bottom, standard tissue culture-treated | – | – | – | 1 | 50 |

Snapwell™ Inserts*

| | | | | | | | |
|------------|------|------------------------------------|----|------|-----|---|----|
| 07-200-225 | 3407 | PC inserts in 6-well plates | 12 | 1.12 | 0.4 | 6 | 24 |
| 07-200-708 | 3801 | Clear PET inserts in 6-well plates | 12 | 1.12 | 0.4 | 6 | 24 |

*Diffusion Chambers are available through Harvard Apparatus (www.harvardapparatus.com).

Netwell® Inserts, PET Membrane

| Fisher Scientific Cat. No. | Corning Cat. No. | Description | Membrane Diameter (mm) | Polyester Membrane Mesh Size (µm) | Color | Qty/Pk | Qty/Cs |
|----------------------------|------------------|---------------------------|------------------------|-----------------------------------|-------|----------|--------|
| 07-200-211 | 3477 | Inserts in 12-well plates | 15 | 74 | N/A | 12/plate | 48 |
| 07-200-212 | 3478 | Inserts in 12-well plates | 15 | 440 | N/A | 12/plate | 48 |
| 07-200-213 | 3479 | Inserts in 6-well plates | 24 | 74 | N/A | 6/plate | 48 |
| 07-200-214 | 3480 | Inserts in 6-well plates | 24 | 440 | N/A | 6/plate | 48 |

Netwell Accessories

| Fisher Cat. No. | Cat. No. | Description | Color | Qty/Pk | Qty/Cs |
|-----------------|----------|---|-------|--------|--------|
| 07-200-221 | 3517 | Netwell reagent Tray | Black | – | 200 |
| 07-200-222 | 3519 | Netwell reagent Tray | White | – | 200 |
| 07-200-223 | 3520 | Netwell 12-well carrier kit for 15 mm inserts | – | – | 8 |
| 07-200-224 | 3521 | Netwell 6-well carrier kit, for 24 mm inserts | – | – | 8 |

Corning® FluoroBlok™ Cell Culture Inserts for 24-well Plates

| Fisher Scientific Cat. No. | Corning Cat. No. | Description | Membrane Diameter (mm) | Growth Surface Area (cm ²) | Membrane Pore Size (µm) | Qty/Pk | Qty/Cs |
|----------------------------|------------------|---|------------------------|--|-------------------------|--------|--------|
| 08-772-141 | 351151 | Inserts in 24-well plates, PET | 6.4 | 0.3 | 3.0 | 1 | 48 |
| 08-772-142 | 351152 | Inserts in 24-well plates, PET | 6.4 | 0.3 | 8.0 | 1 | 48 |
| 08-771-25 | 353504 | 24-well cell culture insert companion plate | – | – | – | 1 | 50 |

Coated Individual Inserts

Corning BioCoat™ Collagen I Cell Culture Inserts, PET Membrane

| | | | | | | | |
|-----------|--------|-------------------------------|------|-----|-----|----|----|
| 08-771-48 | 354442 | Inserts in four 6-well plates | 23.1 | 4.2 | 0.4 | 6 | 24 |
| 08-774-14 | 354580 | Inserts in four 6-well plates | 6.4 | 0.3 | 1.0 | 6 | 24 |
| 08-774-20 | 354540 | Inserts in four 6-well plates | 23.1 | 4.2 | 3.0 | 6 | 24 |
| 08-774-19 | 354444 | Inserts in two 24-well plates | 6.4 | 0.3 | 0.4 | 12 | 24 |
| 08-774-16 | 354482 | Inserts in two 24-well plates | 6.4 | 0.3 | 1.0 | 12 | 24 |
| 08-774-21 | 354541 | Inserts in two 24-well plates | 6.4 | 0.3 | 3.0 | 12 | 24 |

Corning BioCoat Collagen IV Cell Culture Inserts, PET Membrane

| | | | | | | | |
|-----------|--------|-------------------------------|------|-----|-----|----|----|
| 08-774-42 | 354544 | Inserts in four 6-well plates | 23.1 | 4.2 | 3.0 | 6 | 24 |
| 08-774-41 | 354591 | Inserts in two 24-well plates | 6.4 | 0.3 | 1.0 | 12 | 24 |
| 08-774-43 | 354545 | Inserts in two 24-well plates | 6.4 | 0.3 | 3.0 | 12 | 24 |

Corning BioCoat Fibrillar Collagen Cell Culture Inserts, PET Membrane

| | | | | | | | |
|------------|--------|-------------------------------|------|-----|-----|----|----|
| 08-774-173 | 354472 | Inserts in four 6-well plates | 23.1 | 4.2 | 1.0 | 6 | 24 |
| 08-774-55 | 354474 | Inserts in two 24-well plates | 6.4 | 0.3 | 1.0 | 12 | 24 |

Corning® BioCoat™ Fibronectin Cell Culture Inserts, PET Membrane

| Fisher Scientific Cat. No. | Corning Cat. No. | Description | Membrane Diameter (mm) | Growth Surface Area (cm ²) | Membrane Pore Size (µm) | Qty/Pk | Qty/Cs |
|----------------------------|------------------|-------------------------------|------------------------|--|-------------------------|--------|--------|
| 08-774-73 | 354440 | Inserts in four 6-well plates | 23.1 | 4.2 | 0.4 | 6 | 24 |
| 08-774-74 | 354445 | Inserts in two 24-well plates | 6.4 | 0.3 | 0.4 | 12 | 24 |
| 08-774-76 | 354543 | Inserts in two 24-well plates | 6.4 | 0.3 | 3.0 | 12 | 24 |

Corning BioCoat FluoroBlok™ Fibronectin Cell Culture Inserts, Polyester (PET) Membrane

| | | | | | | | |
|----------|--------|--|-----|-----|-----|----|----|
| CB354597 | 354597 | Individual inserts in two 24-well plates | 6.4 | 0.3 | 3.0 | 12 | 24 |
|----------|--------|--|-----|-----|-----|----|----|

Corning BioCoat™ Cell Environments and Corning BioCoat Matrigel® Invasion Chambers, PET Membrane

| | | | | | | | |
|------------|--------|--|------|-----|-----|----|----|
| 08-774-121 | 354481 | Matrigel invasion chambers in four 6-well plates | 23.1 | 4.2 | 8.0 | 6 | 24 |
| 08-774-122 | 354480 | Matrigel invasion chambers in two 24-well plates | 6.4 | 0.3 | 8.0 | 12 | 24 |
| 08-774-193 | 354483 | Growth factor reduced Corning Matrigel invasion chambers in two 24-well plates | 6.4 | 0.3 | 8.0 | 12 | 24 |

Corning BioCoat Intestinal Epithelium Differentiation Environment

| | | | | | | | |
|------------|--------|--|-----|-----|-----|-------|----|
| 08-774-175 | 355057 | Intestinal epithelium differentiation environment, kit Includes: a specially formulated serum-free medium, culture supplements, sodium butyrate, and Corning BioCoat Fibrillar Collagen cell culture inserts. | 6.4 | 0.3 | 1.0 | 1 Kit | 24 |
|------------|--------|--|-----|-----|-----|-------|----|

Corning BioCoat Control Cell Culture Inserts, PET Membrane

| | | | | | | | |
|------------|--------|-------------------------------|---|---|-----|----|----|
| 08-774-152 | 354570 | Inserts in four 6-well plates | – | – | 0.4 | 6 | 24 |
| 08-774-155 | 354567 | Inserts in four 6-well plates | – | – | 1.0 | 6 | 24 |
| 08-774-158 | 354573 | Inserts in four 6-well plates | – | – | 3.0 | 6 | 24 |
| 08-774-161 | 354576 | Inserts in four 6-well plates | – | – | 8.0 | 6 | 24 |
| 08-774-154 | 354572 | Inserts in two 24-well plates | – | – | 0.4 | 12 | 24 |
| 08-774-157 | 354569 | Inserts in two 24-well plates | – | – | 1.0 | 12 | 24 |
| 08-774-160 | 354575 | Inserts in two 24-well plates | – | – | 3.0 | 12 | 24 |
| 08-774-162 | 354578 | Inserts in two 24-well plates | – | – | 8.0 | 12 | 24 |

Transwell®-COL Collagen-coated Inserts*

| | | | | | | | |
|------------|--------|----------------------------|-----|------|-----|---|----|
| 07-200-558 | 3491 | Inserts and 6-well plates | 24 | 4.67 | 0.4 | 1 | 24 |
| 07-200-559 | 3492 | Inserts and 6-well plates | 24 | 4.67 | 3.0 | 1 | 24 |
| 07-200-560 | 3493 | Inserts and 12-well plates | 12 | 1.12 | 0.4 | 1 | 24 |
| 07-200-561 | 3494 | Inserts and 12-well plates | 12 | 1.12 | 3.0 | 1 | 24 |
| 07-200-153 | 3495** | Inserts and 24-well plates | 6.5 | 0.33 | 0.4 | 1 | 24 |
| 07-200-563 | 3496** | Inserts and 24-well plates | 6.5 | 0.33 | 3.0 | 1 | 24 |

*Includes inserts packaged separately with multiwell plates.

**6.5 mm diameter inserts packaged separately in two 24-well plates.

HTS Insert Plates

HTS Transwell-24 Well Permeable Supports

| | | | | | | | |
|------------|------|--|-----|------|-----|----|----|
| 07-200-866 | 3396 | HTS Transwell-24, individual, polycarbonate (PC) | 6.5 | 0.33 | 0.4 | 1 | 2 |
| 07-200-687 | 3397 | HTS Transwell-24, bulk, PC | 6.5 | 0.33 | 0.4 | 12 | 12 |
| 07-200-688 | 3398 | HTS Transwell-24, individual, PC | 6.5 | 0.33 | 3.0 | 12 | 12 |
| 07-200-689 | 3399 | HTS Transwell-24, bulk, PC | 6.5 | 0.33 | 3.0 | 12 | 12 |
| 07-200-685 | 3395 | HTS Transwell nontreated reservoir | – | – | – | 12 | 48 |
| 07-200-539 | 3378 | HTS Transwell-24, bulk, PET | 6.5 | 0.33 | 0.4 | 12 | 12 |
| 07-200-537 | 3379 | HTS Transwell-24, individual, PET | 6.5 | 0.33 | 0.4 | 1 | 2 |

Ordering Information (Continued)

HTS Transwell®-96 Well Permeable Supports

| Fisher Scientific Cat. No. | Corning Cat. No. | Description | Membrane Diameter (mm) | Growth Surface Area (cm ²) | Membrane Pore Size (µm) | Qty/Pk | Qty/Cs |
|----------------------------|------------------|---|------------------------|--|-------------------------|--------|--------|
| 07-200-278 | 3381 | HTS Transwell-96 system, reservoir and receiver plates with 2 lids, PC | 4.21 | 0.143 | 0.4 | 1 | 1 |
| 07-200-741 | 3391 | HTS Transwell-96 system, reservoir and receiver plates with 2 lids, PC | 4.21 | 0.143 | 0.4 | 5 | 5 |
| 12-456-723 | 7369 | HTS Transwell-96 System reservoir and receiver plates with 2 lids, PET | 4.21 | 0.143 | 0.4 | 5 | 5 |
| 07-202-539 | 3380 | HTS Transwell-96 system, reservoir and receiver plates with 2 lids, PET | 4.21 | 0.143 | 1.0 | 1 | 1 |
| 07-200-742 | 3392 | HTS Transwell-96 system, reservoir and receiver plates with 2 lids, PET | 4.21 | 0.143 | 1.0 | 5 | 5 |
| 09-761-80 | 3385 | HTS-Transwell-96 well plate, receiver plate and lid, individual, PC | 4.21 | 0.143 | 3.0 | 1 | 2 |
| 09-761-81 | 3386 | HTS-Transwell-96 well plate, receiver plate and lid, bulk, PC | 4.21 | 0.143 | 3.0 | 4 | 8 |
| 09-761-82 | 3387 | HTS-Transwell-96 well plate, receiver plate and lid, bulk, PC | 4.21 | 0.143 | 5.0 | 4 | 8 |
| 09-761-83 | 3388 | HTS-Transwell-96 well plate, receiver plate and lid, individual, PC | 4.21 | 0.143 | 5.0 | 1 | 2 |
| 07-200-657 | 3374 | HTS-Transwell-96 well plate, receiver plate and lid, individual, PET | 4.21 | 0.143 | 8.0 | 1 | 2 |
| 07-200-658 | 3384 | HTS-Transwell-96 well plate, receiver plate and lid, bulk, PET | 4.21 | 0.143 | 8.0 | 4 | 8 |
| 07-202-538 | 3382 | HTS Transwell-96 receiver plate with lid, standard tissue culture-treated | 4.21 | 0.143 | – | 10 | 10 |
| 07-200-279 | 3383 | HTS Transwell-96 reservoir plate media stabilizer and lid | 4.21 | 0.143 | – | 10 | 10 |
| 08-757-230 | 3583 | HTS Transwell-96 black receiver plate with lid, standard tissue culture-treated | 4.21 | 0.143 | – | 10 | 10 |
| 07-201-614 | 3783 | HTS-Transwell-96 white receiver plate, and lid, standard tissue culture-treated | 4.21 | 0.143 | – | 10 | 10 |

Falcon® 24-well Insert Systems, Polyester (PET) Membrane

| | | | | | | | |
|--------|--------|---|-----|-----|-----|---|---|
| 08-775 | 351180 | Insert plate with feeder tray and lid | 6.4 | 0.3 | 1.0 | 1 | 1 |
| 08-776 | 351181 | Insert plate with feeder tray and lid | 6.4 | 0.3 | 1.0 | 5 | 5 |
| 08-777 | 351182 | Insert plate with 24-well plate and lid | 6.4 | 0.3 | 3.0 | 1 | 1 |
| 08-778 | 351183 | Insert plate with 24-well plate and lid | 6.4 | 0.3 | 3.0 | 5 | 5 |
| 08-779 | 351184 | Insert plate with 24-well plate and lid | 6.4 | 0.3 | 8.0 | 1 | 1 |
| 08-780 | 351185 | Insert plate with 24-well plate and lid | 6.4 | 0.3 | 8.0 | 5 | 5 |

Falcon Plates

| | | | | | | | |
|-----------|--------|--|-----|-----|---|-------------|----|
| 08-772-1 | 353047 | 24-well plate, standard tissue culture-treated | 6.4 | 0.3 | – | 4 | 50 |
| 08-772-1H | 353226 | 24-well plate, standard tissue culture-treated | 6.4 | 0.3 | – | 6 | 36 |
| 08-772-35 | 353935 | 24-well plate, standard tissue culture-treated | 6.4 | 0.3 | – | 10/RS Tray* | 60 |
| 08-772-4G | 353847 | 24-well plate, Corning Primaria™ surface | 6.4 | 0.3 | – | 1 | 50 |
| 08-772-51 | 351147 | 24-well plate, not treated surface | 6.4 | 0.3 | – | 1 | 50 |
| 08-781 | 351186 | Feeder tray with lid | 6.4 | 0.3 | – | 5 | 5 |

*Ready-Stack tray.

Falcon 96-well Insert System

| | | | | | | | |
|------------|--------|---|-----|------|-----|---|---|
| 08-771-000 | 351130 | Insert plate with feeder tray and lid, PET | 3.2 | 0.08 | 1.0 | 1 | 1 |
| 08-771-001 | 351131 | Insert plate with feeder tray and lid, PET | 3.2 | 0.08 | 1.0 | 5 | 5 |
| 08-772-150 | 353938 | Insert plates with 96 square well, angled-bottom plates and lids, PET | 3.2 | 0.08 | 1.0 | 5 | 5 |
| 08-772-003 | 353925 | 96 square well, angled-bottom plates and lids | – | – | – | 5 | 5 |
| 08-772-002 | 353924 | 96 well feeder tray and lid | – | – | – | 5 | 5 |

Corning® FluoroBlok™ 24 Multiwell Insert Systems, PET Membrane

| Fisher Scientific Cat. No. | Corning Cat. No. | Description | Membrane Diameter (mm) | Growth Surface Area (cm ²) | Membrane Pore Size (µm) | Qty/Pk | Qty/Cs |
|----------------------------|------------------|---|------------------------|--|-------------------------|--------|--------|
| 08-772-145 | 351155 | Insert plate with 24-well plate and lid | 6.4 | 0.3 | 3.0 | 1 | 1 |
| 08-772-146 | 351156 | Insert plate with 24-well plate and lid | 6.4 | 0.3 | 3.0 | 5 | 5 |
| 08-772-147 | 351157 | Insert plate with 24-well plate and lid | 6.4 | 0.3 | 8.0 | 1 | 1 |
| 08-772-148 | 351158 | Insert plate with 24-well plate and lid | 6.4 | 0.3 | 8.0 | 5 | 5 |

Corning FluoroBlok 96-well Multiwell Insert Systems

| | | | | | | | |
|------------|--------|--|-----|------|-----|---|---|
| 08-772-004 | 351161 | Insert plate with 96 square well, PET | 3.2 | 0.08 | 3.0 | 1 | 1 |
| 08-772-005 | 351162 | Insert plate with 96 square well, PET | 3.2 | 0.08 | 3.0 | 5 | 5 |
| 08-772-006 | 351163 | Insert plate with 96 square well, PET | 3.2 | 0.08 | 8.0 | 1 | 1 |
| 08-772-007 | 351164 | Insert plate with 96 square well, PET | 3.2 | 0.08 | 8.0 | 5 | 5 |
| 08-772-008 | 353928 | 96 square well, flat bottom plate, PET | – | – | – | 5 | 5 |

Corning BioCoat™ HTS Caco-2 Assay System

Contains specially formulated serum-free medium, culture supplements, sodium butyrate, and BioCoat Fibrillar Collagen 24-well insert system

| | | | | | | | |
|--------|--------|--------------------------------------|-----|-----|-----|-----------------|---|
| 08-785 | 354801 | BioCoat HTS Caco-2 assay system, PET | 6.4 | 0.3 | 1.0 | 1 plate/ 1 kit | 1 |
| 08-786 | 354802 | BioCoat HTS Caco-2 assay system, PET | 4.4 | 0.3 | 1.0 | 5 plates/ 5 kit | 5 |

Corning BioCoat Collagen I 24 Multiwell Insert Systems

| | | | | | | | |
|----------|--------|---------------------------------|-----|-----|-----|---|----|
| CB354598 | 354598 | With 24-well plate and lid, PET | 6.4 | 0.3 | 3.0 | – | 24 |
|----------|--------|---------------------------------|-----|-----|-----|---|----|

Corning BioCoat Fibrillar Collagen I 24-Multiwell Insert System

| | | | | | | | |
|--------|--------|--------------------------|-----|-----|-----|---|---|
| 08-787 | 354803 | With feeder tray and lid | 6.4 | 0.3 | 1.0 | 1 | 1 |
| 08-788 | 354804 | With feeder tray and lid | 6.4 | 0.3 | 1.0 | 1 | 5 |

Corning BioCoat (Fibronectin) Angiogenesis System: Endothelial Cell Migration

| | | | | | | | |
|------------|--------|---------------------------------|-----|------|-----|---|---|
| 08-774-366 | 354143 | 24 Multiwell Insert System, PET | 6.4 | 0.3 | 3.0 | 1 | 1 |
| 08-774-370 | 354144 | 24 Multiwell Insert System, PET | 6.4 | 0.3 | 3.0 | 1 | 5 |
| 08-774-398 | 354147 | 96 Multiwell Insert System, PET | 3.2 | 0.08 | 3.0 | 1 | 1 |
| 08-774-399 | 354148 | 96 Multiwell Insert System, PET | 3.2 | 0.08 | 3.0 | 1 | 5 |

Corning BioCoat (Matrigel® matrix) Angiogenesis System: Endothelial Cell Invasion

| | | | | | | | |
|------------|--------|--|-----|-----|-----|---|---|
| 08-774-378 | 354141 | 24 Multiwell FluoroBlok™ Insert System | 6.4 | 0.3 | 3.0 | 1 | 1 |
| 08-774-379 | 354142 | 24 Multiwell FluoroBlok Insert System | 6.4 | 0.3 | 3.0 | 1 | 5 |

Corning BioCoat (Matrigel matrix) Tumor Invasion Systems

| | | | | | | | |
|------------|--------|----------------------------|-----|------|-----|---|---|
| 08-774-380 | 354165 | 24 Multiwell Insert System | 6.4 | 0.3 | 8.0 | 1 | 1 |
| 08-774-381 | 354166 | 24 Multiwell Insert System | 6.4 | 0.3 | 8.0 | 5 | 5 |
| 08-772-61 | 354167 | 96 Multiwell Insert System | 3.2 | 0.08 | 8.0 | 1 | 1 |
| 08-772-62 | 354168 | 96 Multiwell Insert System | 3.2 | 0.08 | 8.0 | 5 | 5 |

Corning Gentest™ Pre-coated PAMPA Plate System

| | | | | | | | |
|-----|--------|---|-----|---|-----|---|---|
| N/A | 353015 | 96-well polyvinylidene difluoride (PVDF) insert system pre-coated with structured layers of phospholipids | 3.2 | – | 0.4 | 5 | 5 |
|-----|--------|---|-----|---|-----|---|---|

Additional Resources

Below is a sampling of the many resources available for permeable support users on the Corning Life Sciences website. Visit www.corning.com/lifesciences to access documents, videos, and more.

Protocols

- ▶ Cell Migration, Chemotaxis and Invasion Assay Protocol (CLS-AN-061)
- ▶ Cell Migration, Chemotaxis and Invasion Assay Using Staining Protocol (CLS-AN-211)
- ▶ Fixation and Staining Procedure for Transwell® Inserts Protocol
- ▶ Preparation of Transwell Inserts for Histology Protocol
- ▶ Trypsinization Procedure for Transwell Inserts Protocol (CLS-AN-033)

References and Bibliographies

- ▶ Testing Cell Monolayer Integrity on Transwell Permeable Supports (CLS-AN-047W)

Selection and Use Guide

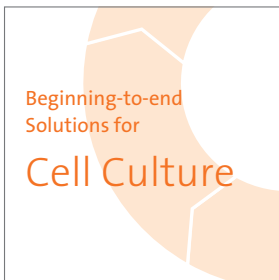
- ▶ Transwell Permeable Supports Selection and Use Guide (CLS-CC-007W)

Technical Reports

- ▶ Automated, Kinetic Imaging of Cell Migration and Invasion Assays Using Corning® FluoroBlok™ Inserts (CLS-DL-AC-AN-310)
- ▶ Compatible Fluorophores and Dyes for Corning FluoroBlok Inserts and Insert Systems (CLS-DL-CC-077)
- ▶ Considerations when Optimizing your Chemotaxis or Invasion Assay with Corning Transwell Permeable Supports (CLS-AN-188)
- ▶ Corning HTS Transwell-96 Permeable Support Protocols for Drug Transport Application Note (CLS-AN-058)
- ▶ Design and Evaluation of an Automation-compatible Multiwell Insert for Cell-based Assay (CLS-DL-CC-072)
- ▶ *In Vitro* Study of Cytokine-mediated Activation of Endothelial Cell Permeability Using Falcon® Cell Culture Permeable Supports (CLS-DL-CC-068)
- ▶ Migration of Human Mesenchymal Stem Cells using Corning FluoroBlok Inserts (CLS-DL-CC-054)
- ▶ New PET Membrane for Corning FluoroBlok 3.0 µm and 8.0 µm Pore Size Cell Culture Inserts (CLS-DL-CC-042)
- ▶ Preparation of Falcon Cell Culture Permeable Supports for Confocal Indirect Immuno-fluorescence: Fixation and Staining of Caco-2/bbe (C2) Cells with Various Dyes (CLS-DL-CC-079)
- ▶ Screening of Anti-metastatic Compounds by a Fluorescence-based Tumor Cell Invasion Assay (CLS-DL-CC-076)
- ▶ Use of Falcon Cell Culture Permeable Supports to Reconstruct a Differentiated Human Epidermis *In Vitro* (CLS-DL-CC-066)

For more specific information on claims, visit the Certificates page at www.corning.com/lifesciences.

Warranty/Disclaimer: Unless otherwise specified, all products are for research use only. Not intended for use in diagnostic or therapeutic procedures. Not for use in humans. Corning Life Sciences makes no claims regarding the performance of these products for clinical or diagnostic applications.



At Corning, cells are in our culture. In our continuous efforts to improve efficiencies and develop new tools and technologies for life science researchers, we have scientists working in Corning R&D labs across the globe, doing what you do every day. From seeding starter cultures to expanding cells for assays, our technical experts understand your challenges and your increased need for more reliable cells and cellular material.

It is this expertise, plus a 160-year history of Corning innovation and manufacturing excellence, that puts us in a unique position to offer a beginning-to-end portfolio of high-quality, reliable cell culture consumables.

For additional product or technical information, please visit www.fishersci.com/corningcellculturesolutions, call 1.800.766.7000, or contact your Fisher Scientific representative.

CORNING | **FALCON** **AXYGEN** **GOSSELIN** **PYREX**

For a listing of trademarks, visit us at www.corning.com/lifesciences/trademarks.
All other trademarks in this document are the property of their respective owners.

© 2015 Thermo Fisher Scientific Inc. All rights reserved.
Trademarks used are owned as indicated at www.fishersci.com/trademarks.

In the United States:

For customer service, call 1-800-766-7000

To fax an order, use 1-800-926-1166

To order online: www.fishersci.com

In Canada:

For customer service, call 1-800-234-7437

To fax an order, use 1-800-463-2996

To order online: www.fishersci.ca



A Thermo Fisher Scientific Brand

BN0627141