

Sure-Vue™ Signature Strep A Test — Operator Competency Exam

It is recommended that operator competency in performing this test is documented following initial training. Consult local, state and federal regulations and/or your accreditation agency for additional information on training requirements.

Operator Name (printed): _____ **Employee Number:** _____

Unit, Clinic, or Department: _____ **Training:** _____
(Initial, Annual, Re-Training)

Practical Training:

- Procedural review, including control requirements
- Demonstration of the test procedure
- Successful performance of the **Sure-Vue(TM Signature** Strep A test procedure
- Test interpretation and results

I have read and understood the complete Sure-Vue Signature Strep A test procedure, and have been trained in the above test and test procedure.

Operator Signature: _____ **Date:** _____

Competency Exam:


The following exam is administered as proof of competency for personnel performing the **Sure-Vue Signature** Strep A test using patient swabs. Please circle your response to each question.

- Using the Sure-Vue Signature Strep A test, how many drops of Reagent A and Reagent B should be added to the test tube?**
 - Three of Reagent A and three of Reagent B
 - Six of Reagent A and six of Reagent B
- After the addition of Reagents A & B to the test tube, the color of the solution should change from _____ to _____ as an internal control.**
 - Pink to light yellow
 - Light yellow to clear
- After dispensing the reagents, the swab should be placed in the test tube, vigorously mixed with the reagent, and allowed to stand for _____ minute(s).**
 - One
 - Two
- Negative results from the Sure-Vue Signature Strep A test strip must be read at minute(s).**
 - One
 - Two
 - Five
 - Any point after addition of test strip

5. Interpret the following results:

#1


Device #1 is showing a(n) _____ result:



- A. Positive
- B. Negative
- C. Invalid

#2


Device #2 is showing a(n) _____ result:



- A. Positive
- B. Negative
- C. Invalid

#3

Device #3 is showing a(n) _____ result:



- A. Positive
- B. Negative
- C. Invalid

For Program Administrator Use Only!

Operator Score: _____ Operator Status: _____
(Passed or Additional Training Required)

If additional training required: Date scheduled: _____
Date completed: _____ Operator Status: _____

Program Administrator Signature: _____ Date: _____
(or designee)


Sure-Vue Signature Strep A Test - Operator Competency Exam – ANSWER KEY

Competency Exam Answers:

- Using the Sure-Vue Signature Step A test, how many drops of Reagent A and Reagent B should be added to the test tube?
 - Three of Reagent A and three of Reagent B
- After the addition of Reagents A & B to the test tube, the color of the solution should change from _____ to _____ as an internal control.
 - Pink to light yellow
- After dispensing the reagents, the swab should be placed in the test tube, vigorously mixed with the reagent, and allowed to stand for _____ minute(s).
 - Two
- Negative results from the Sure-Vue Signature Step A test strip must be read at minute(s).
 - Five
- Interpret the following results:

#1

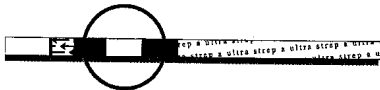
Device #1 is showing a(n) _____ result:



A. Positive

#2

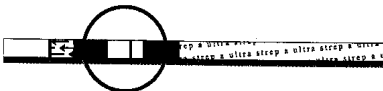
Device #2 is showing a(n) _____ result:



C. Invalid

#3

Device #3 is showing a(n) _____ result:



B. Negative