


Application; Type of Kit	Product Name	Catalog Number	Typical Starting Material	Typical Downstream Application	Min/Max Amount of Starting Material	Binding capacity	Typical Yield	Recovery	Purity A _{260/280}	Elution Volume	Fragment size	Time per Prep
Plasmids												
Purification of plasmid-DNA, BAC's, PAC's, cosmids, high (HC) and low (LC) copy												
NucleoBond	NucleoBond PC 20	740571.100	cultured bacteria, phage	transfection, sequencing, cloning	1-5 ml (HC); 3-10 ml (LC)	20 µg	3-20 µg		1.8-1.95	1 ml	500 bp-300 kb	60 min/4-6 preps
	NucleoBond PC 100	740573.100	cultured bacteria, phage	transfection, sequencing, cloning	5-30 ml (HC); 10-100 ml (LC)	100 µg	20-100 µg		1.8-1.95	5 ml	500 bp-300 kb	65 min/4-6 preps
	NucleoBond PC 500	740574.125/50/100	cultured bacteria, phage	transfection, sequencing, cloning	30-150 ml (HC); 100-500 ml (LC)	500 µg	450-520 µg		1.8-1.95	15 ml	500 bp-300 kb	80-90 min/4 preps
	NucleoBond PC 2 000	740576	cultured bacteria, phage	transfection, sequencing, cloning	150-2 000 ml	2 000 µg	1 700-2 000 µg		1.8-1.95	25 ml	500 bp-300 kb	90-120 min/4-6 preps
	NucleoBond PC 10 000	740593	cultured bacteria, phage	transfection, sequencing, cloning	500-10 000 ml	10 000 µg	5 000-9 000 µg		1.8-1.95	100 ml	500 bp-300 kb	120-150 min/2 preps
	NucleoBond PC 500 EF	740550	cultured bacteria, phage	transfection of sensitive cells	30-150 ml	500 µg	450-520 µg		1.8-1.95	15 ml	500 bp-300 kb	100 min/2 preps
	NucleoBond PC 2 000 EF	740549	cultured bacteria, phage	transfection of sensitive cells	150-500 ml	2 000 µg	1 700-2 000 µg		1.8-1.95	25 ml	500 bp-300 kb	150 min/2 preps
	NucleoBond PC 10 000 EF	740548	cultured bacteria, phage	transfection of sensitive cells	500-2 000 ml	10 000 µg	5 000-9 000 µg		1.8-1.95	100 ml	500 bp-300 kb	180 min/2 preps
	NucleoBond PC Prep 100	740579	cultured bacteria, phage	transfection, sequencing, cloning	5-20 l (HC); 40 l (LC)	100 mg	80-100 mg		1.8-1.95	470-600 ml	500 bp-300 kb	200 h/prep
	NucleoBond BAC 100	740594	cultured bacteria, phage	transfection, sequencing, cloning	100-500 ml	100 µg	10-100 µg		1.8-1.95	15 ml	500 bp-300 kb	120 min/2-4 preps
NucleoSpin	NucleoSpin Plasmid	740588.10/50/250	cultured bacteria, phage	transfection, sequencing, cloning	1-5 ml	60 µg	40 µg		1.7-1.85	50 µl	100 bp-15 kb	25 min/18 preps
	NucleoSpin Plasmid QuickPure	740615.10/50/250	cultured bacteria, phage	sequencing, cloning	1-3 ml	15 µg	15 µg		1.8-1.95	50 µl	100 bp-15 kb	11 min/18 prep
	NucleoSpin 8/96 Plasmid	740620.5; 740621.5; 740625.1/4/24; 740708.2/4/24	cultured bacteria, phage	transfection, sequencing, cloning	1-5 ml	25 µg/20 µg	15 µg/5-15 µg			75-150 µl	100 bp-15 kb	60 min/6 strips; 45 min/plate
NucleoSpin 96 Flash	740618.2/4/24	cultured bacteria, phage	sequencing, cloning	1.1-5 ml		8 µg				<250 kb	90 min/2 plates	
DNA clean-up												
Purification of DNA from gels and PCR												
NucleoTrap	NucleoTrap	740584.10	TAE/TBE agarose gel	sequencing, RFLP	20-600 mg	6 µg/10 µl	2.5 µg/10 µl	50-90 %	1.7-1.9	20-50 µl	20 bp-20 kb	60 min/6 preps
	NucleoTraP CR	740587.10	PCR-reaction mixtures, desalination, labeling-mixtures	sequencing, RFLP, spotting	20-400 µl	6 µg/10 µl	2.5 µg/10 µl	70-80 %	1.7-1.9	20-50 µl	100 bp-20 kb	45 min/6 preps
NucleoSpin	NucleoSpin Extract II	740609.10/50/250	TAE/TBE agarose gel, PCR-reaction mixtures, desalination, labelling-mixtures	sequencing, RFLP, spotting	up to 400 mg gel; up to 400 µl PCR reaction	15 µg		70-95 %	1.8-1.9	15-50 µl	65 bp-10 kb	10 min/6 preps
	NucleoSpin 8/96 Extract	740622.5; 740626.1/4; 740707.2/4/24	PCR-reaction mixtures	sequencing, spotting	100-200 µl	20 µg		75-90 %	>1.8	75-150 µl	100 bp-10 kb	30 min/6 strips; 45 min/plate
NucleoFast	NucleoFast 96 PCR	743100.01.10/50; 743500.4	PCR-reaction mixtures	sequencing, spotting	20-300 µl			50-95 %	1.7-1.8	25-100 µl	>100 bp	15 min/plate
	NucleoMag 96 PCR	744100.1/4/24	PCR-reaction mixtures	sequencing, spotting	50 µl	0.3 µg/1 µl beads		80-100 %	1.7-1.9	25-75 µl	>100 bp	45 min/plate
RNA and mRNA												
Purification of RNA and mRNA from bacteria, tissue, plants												
NucleoSpin	NucleoSpin RNA II	740955.20/50/250	cultured cells, tissue, bacteria, yeast	RT-PCR, spotting, Northern Blotting	100-5 x 10 ⁶ cells; 10-30 mg tissue	100 µg	14 µg from 10 ⁶ HeLa cells		1.9-2.1	40-100 µl	200 b-20 kb	30 min/6 preps
	NucleoSpin RNA clean-up	740948.10/50/250	phenol/chloroform extracts, reaction mixtures	RT-PCR, spotting, Northern Blotting	1-200 µl	100 µg		85-95 %	1.9-2.1	40-100 µl	200 b-20 kb	20 min/6 preps
	NucleoSpin RNA L	740962.20	cultured cells, tissue, bacteria, yeast	RT-PCR, spotting, Northern Blotting	100-5 x 10 ⁷ cells; 30-200 mg tissue	700 µg	180 µg from 10 ⁷ HeLa cells		1.9-2.1	500 µl	200 b-20 kb	80 min/4 preps
	NucleoSpin RNA Plant	740949.20/50/250	plants, food	RT-PCR, spotting, Northern Blotting	1-100 mg	100 µg	3-70 µg from 100 mg plant material		1.9-2.1	60 µl	200 b-20 kb	30 min/6 preps
	NucleoSpin 8/96 RNA	740698/5; 740709.2/4/24	cultured cells, tissue, bacteria, yeast	RT-PCR, spotting, Northern Blotting	2 x 10 ⁶ -1 x 10 ⁷ cells; 10-30 mg tissue		20-100 µg		1.9-2.1	50-130 µl		70 min/plate
NucleoTrap	NucleoTrap mRNA kit	740655; 740656	total RNA extracts, cells	cDNA libraries, Northern Blotting	200-250 µg total RNA	5 µg/mg beads	10 µg		1.9-2.1	10-20 µl	50 b-20 kb	30 min/prep
gDNA from blood												
Purification of genomic and viral DNA from blood and other body fluids												
NucleoSpin	NucleoSpin Blood	740951.10/50/250	whole blood, serum, plasma, other body fluids	PCR, Southern Blotting	1-200 µl; 5 x 10 ⁶ cells	60 µg	4-6 µg		1.6-1.9	100 µl	300 bp->30 kb	30 min/prep
	NucleoSpin Blood QuickPure	740569.10/50/250	whole blood, serum, plasma, other body fluids	PCR, Southern Blotting	1-200 µl; 5 x 10 ⁶ cells	50 µg	4-6 µg		1.6-1.9	50 µl	300 bp->30 kb	10 min/prep
	NucleoSpin Blood L	740954.20	whole blood, serum, plasma, other body fluids	PCR, Southern Blotting	1-2ml; 5 x 10 ⁶ cells	250 µg	40-60 µg		1.6-1.9	200 µl	300 bp->30 kb	60 min/prep
	NucleoSpin Blood XL	740950.10/50	whole blood, serum, plasma, other body fluids	PCR, Southern Blotting	2-10 ml; 2 x 10 ⁷ cells	700 µg	200-300 µg		1.6-1.9	1 000 µl	300 bp->30 kb	60 min/prep
	NucleoSpin 8/96 Blood	740664/5; 740665.1/4/24	whole blood, serum, plasma, other body fluids	PCR, Southern Blotting	1-200 µl; 1 x 10 ⁶ cells	20 µg	4-6 µg		1.8-1.9	100 µl	300 bp->30 kb	70 min/6 strips or 1 plate
	NucleoSpin 8/96 Blood QuickPure	740666/5; 740667.2/4/24	whole blood, serum, plasma, other body fluids	PCR, Southern Blotting	200-300 µl	60 µg	4-6 µg		1.6-1.9	75-100 µl	300 bp->30 kb	60 min/12 strips or 2 plates
	NucleoMag 96 Blood	744500.1/4/24	whole blood	PCR, Southern Blotting	100 µl	0.4 µg/1 µl beads	1-4 µg		1.6-1.9	25-100 µl	300 bp->30 kb	120 min/plate
gDNA from tissue												
Purification of genomic DNA from tissue, bacteria, yeast, urine, buccal swabs, etc.												
NucleoSpin	NucleoSpin Tissue	740952.10/50/250	tissue, bacteria, yeast, dried blood spots, hair roots, stool, urine, sputum, buccal swabs, blood	PCR, Southern Blotting, sequencing	1-25 mg; 100-10 ⁷ cells	60 µg	35 µg		1.7-1.9	60-100 µl	300 bp->30 kb	20 min/4-6 preps
	NucleoSpin 8/96 Tissue	740740/5; 740741.2/4/24	mouse and rat tails, other tissues	PCR, Southern Blotting, sequencing	<20 mg	40 µg	15-25 µg		1.8-1.9	100-200 µl	300 bp->30 kb	60 min/12 strips or 2 plates
gDNA from forensic samples												
Purification of genomic DNA from cells, tissues, bones, hair, buccal swabs, etc.												
NucleoSpin	NucleoSpin DNA Trace	740942.4/25	small amounts of tissue, cells, forensic samples, dried blood spots, bones, buccal swabs	PCR, Southern Blotting, sequencing	10 mg tissue; <10 ⁶ cells	20 µg DNA	>10 ng	>70 %	1.7-1.9	100 µl		60 min/prep
	NucleoSpin 8/96 Trace	740722/1; 740726.2/4	forensic samples, buccal swabs, dried blood spots	PCR, Southern Blotting, sequencing		20 µg	1-2 µg		1.8-1.9	50-100 µl		70 min/6 strips or 1 plate
gDNA from plants												
Purification of genomic DNA from plants, fungi, food, algae, soil, animal excrements, etc.												
NucleoSpin	NucleoSpin Plant	740570.10/50/250	fresh/frozen plants, fungi, soil, compost, dung, animal excrements, food	PCR, Southern Blotting, sequencing	5-100 mg	50 µg	10-30 µg		1.8-1.9	100 µl	50 bp->30 kb	60 min/prep
	NucleoSpin Plant L	740539.20	fresh/frozen plants, fungi	PCR, Southern Blotting, sequencing	50-250 mg	200 µg	20-80 µg		1.8-1.9	200 µl	50 bp->30 kb	75 min/prep
	NucleoSpin Plant XL	740540.6	fresh/frozen plants, fungi	PCR, Southern Blotting, sequencing	100-10 000 mg	>1000 µg	60-260 µg		1.8-1.9	500-2 000 µl	50 bp->30 kb	90 min/prep
	NucleoSpin 8/96 Plant	740662/5; 740661.2/4/24	fresh/frozen plants, fungi	PCR, Southern Blotting, sequencing	20-100 mg	25 µg	5-30 µg		1.8-1.9	100-200 µl	50 bp->30 kb	2 h/12 strips or 1 plate
gDNA from food												
Purification of genomic DNA from food and feed, processed plants												
NucleoSpin	NucleoSpin Food	740945.10/50/250	food, processed plants, feed	PCR, Southern Blotting, sequencing	5-200 mg	30 µg	0.1-10 µg		1.8-1.9	100 µl	300 bp->30 kb	30 min/6 preps
RNA from virus												
Purification of RNA from virus												
NucleoSpin	NucleoSpin RNA Virus	740956.10/50/250	biological fluids: plasma, serum, urine	RT-PCR, enzymatic reactions	30-60 cp/ml; 150 µl	40 µg		>90 %		50 µl	100 bp->30 kb	30 min/4-6 preps
	NucleoSpin RNA Virus F	740958	biological fluids: plasma, serum, urine	RT-PCR, enzymatic reactions	30-60 cp/ml; 1 ml	30 µg		>90 %		50 µl	100 bp->30 kb	45 min/2-4 preps
	NucleoSpin 8/96 RNA Virus	740643/5; 740691.2/4	biological fluids: plasma, serum, urine	RT-PCR, enzymatic reactions	100 cp/ml; 100 µl	40 µg		>90 %		70-100 µl	100 bp->30 kb	60 min/6 strips or 1 plate
Dye Terminator Removal	Sequencing Clean-up; Purification of DNA after labeling											
Gelfiltration	NucleoSEQ	740523.10/50/250	labeling-solutions, desalination	sequencing	20 µl					20 µl		5 min/prep



NucleoBond®
Material: modified silica gel
Technology: anion-exchange chromatography, no organic solvents, folded filters for lysate clearing, low-salt binding, high-salt elution, alcohol precipitation of DNA/RNA or NucleoBond Finalizer
Format: gravity-flow cartridges for mini, midi, maxi, mega, giga, and preparative preps
Result: ultrapure, transfection-grade plasmid DNA, genomic DNA, RNA




NucleoSpin®
Material: modified silica membrane
Technology: DNA/RNA adsorption in the presence of chaotropic salts (high-salt binding), low-salt/water elution, ready-to-use DNA/RNA, no organic solvents
Format: spin columns: low-throughput systems; 8-well strips: medium-throughput systems for vacuum manifolds, centrifuges, and automation systems; 96-well plates: high-throughput systems for vacuum manifolds, centrifuges, and automation systems
Result: highly pure plasmid DNA, genomic DNA, total RNA, viral DNA/RNA



NucleoTrap®	NucleoTrap® mRNA
Material: spherical silica matrix	oligo(dT) latex beads
Technology: DNA adsorption in the presence of chaotropic salts, no organic solvents	affinity chromatography, no organic solvents
Format: silica matrix suspension for centrifugation	latex beads suspension
Result: highly pure ready-to-use DNA	ultra-pure ready-to-use poly(A) mRNA




NucleoFast
Material: ultrafiltration membrane
Technology: ultrafiltration, size exclusion
Format: 96-well plates: high-throughput system for vacuum manifolds, centrifuges, and automation systems
Result: highly pure ready-to-use PCR products



NucleoSEQ
Material: size exclusion matrix
Technology: gel filtration, size exclusion
Format: spin columns filled with dry matrix
Result: efficient removal of sequencing dye-terminators



NucleoMag
Material: superparamagnetic beads
Technology: selective binding of DNA to magnetic beads in the presence of chaotropic salts (high-salt binding), low salt elution
Format: 96-well system
Result: highly pure ready-to-use PCR products, genomic DNA from blood



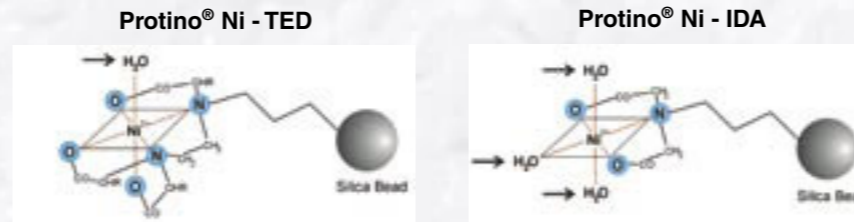
Protino®
Material: macroporous silica
Technology: immobilized metal ion affinity chromatography (IMAC), interaction of the polyhistidine-tag of the recombinant protein and immobilized Ni²⁺ ions, elution with imidazole
Format: dry material, fast and easy handling, storage at room temperature possible
 gravity flow columns: filled with dry matrix
 resin: dry bulk matrix, for batch and FPLC applications
 96-well plates: filled with dry matrix
Features: purification of highly pure polyhistidine-tagged proteins, high binding specificity, less unspecific binding of contaminating proteins, elution at low imidazole concentration possible
E. coli expression culture, any expression system can be used
Typical starting material:
Typical downstream application: functional screening of engineered proteins, selection of clones, comparison of expression levels, protein sequencing, MALDI (MS), Western Blotting, enzyme assays

Format	Features
mini gravity-flow column, anion exchange	
mini gravity-flow column, anion exchange	
maxi gravity-flow column, anion exchange	high- and low-copy plasmid DNA, working range from ng to mg DNA, optimized, patented anion-exchange resin, column runs by gravity flow, high recovery >90 %, extremely pure plasmid DNA suited for transfection of sensitive cells, folded filters for lysate clarification eliminate the centrifugation step, NucleoBond Finalizer for easy desalination available
mega gravity-flow column, anion exchange	
giga gravity-flow column, anion exchange	
maxi gravity-flow column, anion exchange	
mega gravity-flow column, anion exchange	extremely pure, endotoxin-free plasmid DNA (less than 0.05 EU/ μ g), suited for transfection of highly sensitive cells and in gene therapy, recovery and structural integrity >90 %, minimum hands-on time, increased volumes of lysis buffer and RNase A included, folded filters for lysate clarification eliminate the centrifugation step
giga gravity-flow column, anion exchange	
preparative-scale column, anion exchange	preparative scale purification of plasmids, fast procedure, extremely pure, endotoxin-free plasmid DNA (less than 0.05 EU/ μ g), compatible with HPLC, FPLC, and Bio-Pilot
maxi gravity-flow column, anion exchange	especially designed for BAC's, larger buffer volumes included
mini spin-columns, silica membrane	highly pure, sequencing grade DNA, fast spinning-procedure for high- and low-copy plasmids up to 15 kb, recovery 85-95 %
mini spin-columns, silica membrane	high-copy plasmid DNA up to 15 kb, specialized silica membrane allows 1 combined washing- and drying-step, ultra-fast procedure, very good price/performance ratio
8-well strip/96-well plate, silica membrane	8-well strips and 96-well plates available for medium and high throughput, up to 5 ml culture volume possible, available for manual or automated use
96-well filter plate	suited for large constructs e.g. cosmids, BAC's, fast preparation, low cost system for high throughput
silica beads	gel extraction of fragments in the range of 20 bp-20 kbp, high binding capacity even for small fragments, large fragments are not sheared
silica beads	PCR clean-up, isolation of fragments down to 100 bp, efficient removal of primers, large fragments are not sheared
mini spin-columns, silica membrane	one kit, two applications: purification from gels and PCR mixtures, easy handling, fragments from 65 bp-10 kb, high recovery, small elution volumes, no pH indicator required
8-well strip/96-well plate, silica membrane	medium and high throughput purification of PCR products, available for manual or robotic use, processing under vacuum or centrifugation, recovery 75-90 %
96-well plate, ultrafiltration processing	high throughput purification of PCR products, manual or robotic use possible, processing under vacuum or centrifugation, high recovery for fragments down to 100 bp, sturdy membrane, no membrane particles interfere with microarray spotting, no well-to-well contamination, one piece plate
magnetic beads	medium and high throughput purification of PCR products, designed for automated use, high recovery especially for small fragments, small elution volumes possible, recovery does not depend on elution volume, high binding capacity reduces bead carry-over
mini spin-columns, silica membrane	on-column DNA digestion, DNase I and membrane desalting buffer included, NucleoSpin Filters for optimal homogenization and reduction of lysate viscosity, additional buffer set available for the subsequent isolation of DNA and RNA from the same sample
mini spin-columns, silica membrane	fast purification, suitable for reaction mixtures, labeled RNA, isolation from small amounts of cells
mini spin-columns, silica membrane	large scale purification, on-column DNA digestion, DNase I and membrane desalting buffer included, NucleoSpin Filters for optimal homogenization and reduction of lysate viscosity
mini spin-columns, silica membrane	two different lysis buffers included, DNase I and membrane desalting buffer included, NucleoSpin Filters for optimal homogenization and reduction of lysate viscosity, additional buffer set available for the subsequent isolation of DNA and RNA from the same sample
8-well strip/96-well plate, silica membrane	medium and high throughput purification of RNA, available for manual or robotic use, processing under vacuum or centrifugation possible, DNase I included, NucleoSpin RNA filter plate for optimal homogenization and reduction of lysate viscosity available
oligo dT beads	high quality, fast procedure, high binding capacity of oligo(dT) latex beads, processed under centrifugation
mini spin-columns, silica membrane	high capacity, high sensitivity, suited for blood, body fluids, buffy coats, leucocytes, DNA traces, detection of pathogens (bacterial/viral DNA), complete removal of PCR inhibitors
mini spin-columns, silica membrane	high speed due to a combined washing- and drying-step, high purity, high concentration, reduced risk of clogging, suited for difficult samples (old blood, clotted blood, animal blood), complete removal of PCR inhibitors
mini spin-columns, silica membrane	processing of larger blood volumes up to 2 ml, optimized elution volume, high concentration
mini spin-columns, silica membrane	processing of larger blood volumes up to 10 ml, optimized elution volume, high concentration
8-well strip/96-well plate, silica membrane	medium and high throughput purification, manual and robotic processing under vacuum or centrifugation, optimized flow rate, complete processing at room temperature
8-well strip/96-well plate, silica membrane	medium and high throughput purification, manual handling under centrifugation, high speed due to combined wash- and drying step
magnetic beads	medium and high throughput purification, designed for automated use, one-tube reaction, no risk of cross-contamination, high concentration of DNA, small elution volumes, yield does not depend on elution volume, high binding capacity reduces bead carry-over
mini spin-column, silica membrane	universal kit for a wide variety of samples including clinical and forensic samples, many support protocols available, easy and convenient, high capacity, high sensitivity, even small amounts of DNA can be processed
8-well strip/96-well plate, silica membrane	medium and high throughput purification, manual or robotic handling under vacuum or centrifugation, time saving
funnel column, silica membrane	suited for small amounts of material, sample extraction with up to 8 ml lysis buffer possible, small elution volumes, closed system without cross-contamination, including a patent pending funnel column, for trace analysis and forensic investigations, additional buffer set available for extractions from bones
8-well strip/96-well plate, silica membrane	medium and high throughput purification of DNA from forensic samples, manual or robotic handling under vacuum or centrifugation e.g. buccal swabs, cigarette filters
mini spin-column, silica membrane	two different lysis buffers included for lysis of different plant species and fungi, complete removal of PCR inhibitors
mini spin-column, silica membrane	medium scale purification of plant DNA, up to 250 mg, two different lysis buffers included for lysis of different plant species and fungi, complete removal of PCR inhibitors
maxi spin-column, silica membrane	large scale purification of plant DNA, up to 10 000 mg, two different lysis buffers included for lysis of different plant species and fungi, complete removal of PCR inhibitors
8-well strip/96-well plate, silica membrane	medium and high throughput purification of DNA from plants, manual or robotic handling under vacuum or centrifugation, RNase A included, no cross-contamination, time saving
mini spin-column, silica membrane	suited for the isolation of DNA from heterogeneous, processed food samples such as chocolate, ketchup, spices, cattle feed, etc., complete removal of PCR inhibitors even from difficult samples
mini spin-column, silica membrane	high recovery >90 %, support protocol for viral DNA included, included carrier RNA allows high sensitivity
mini spin-column, silica membrane	patent pending funnel column allows high loading capacity and small elution volumes for high sensitivity, closed system, no cross-contamination, easy handling with standard centrifuges
8-well strip/96-well plate, silica membrane	medium and high throughput purification, manual or robotic handling with centrifuge, high recovery >90 %, no cross-contamination
gel filtration	gel-filtration, fast procedure, removal of sequencing dye-terminators including BigDye Vers. 1.1/3.0/3.01

NUCLEIC ACID PURIFICATION SYSTEMS

PROTEIN PURIFICATION SYSTEMS

	Protino Ni-TED	Protino Ni-IDA
Chelating group	TED	IDA
Binding sites Ni ²⁺ to His-Tag (→)	1	3
Binding sites ligand to Ni ²⁺	5	3
Binding capacity* [mg/g]	10	20
Special features	high stability against reducing/chelating agents low metal leaching	high protein yield/recovery even from diluted samples high protein concentration
	high protein purity	



Product name	Format	Binding capacity*	Elution Volume	Catalog Number	Features
Protino Ni-TED 150 packed columns	gravity flow columns	400 μ g	240-720 μ l	745100.10/50	
Protino Ni-TED 1 000 packed columns	gravity flow columns	2.5 mg	1.5-4.5 ml	745110.5/50	precharged ready-to-use columns, buffers included, columns run by gravity, time-saving handling - no shaking
Protino Ni-TED 2 000 packed columns	gravity flow columns	5 mg	3-9 ml	745120.5/25	
Protino Ni-TED Resin	resin	10 mg/g resin	3-9 bed volumes	745200.5/30/120/600	dry matrix, precharged with Ni ²⁺ , suitable for gravity flow chromatography, batch-binding, medium pressure column chromatography
Protino Ni-IDA 150 packed columns	gravity flow columns	800 μ g	240-720 μ l	745150.10/50	
Protino Ni-IDA 1 000 packed columns	gravity flow columns	5 mg	1.5-4.5 ml	745160.5/50	precharged ready-to-use columns, buffers included, columns run by gravity, time-saving handling - no shaking
Protino Ni-IDA 2 000 packed columns	gravity flow columns	10 mg	3-9 ml	745170.5/25	
Protino Multi-96 Ni-IDA	96-well plates, gravity-flow	1 mg/well	250-750 μ l/well	745300.1/4	high throughput purification, buffers included, wells run by gravity
Protino Ni-IDA Resin	resin	20 mg/g resin	3-9 bed volumes	745210.5/30/120/600	dry matrix, precharged with Ni ²⁺ , suitable for gravity flow chromatography, batch-binding, medium pressure column chromatography

* refers to 6xHis-GFPuv

For more information about the MN Bioanalysis products contact your local distributor or visit us at www.mn-net.com.

Distributed by:

F:\Overview e 1/2010/05 PD
Printed in Germany

Trademarks: NucleoSpin, NucleoBond, NucleoTrap, Protino are registered trademarks of MACHERY-NAGEL.

MACHERY-NAGEL

 MACHERY-NAGEL GmbH & Co. KG · Neumann-Neander-Str. 6-8 · D-52355 Düren · Germany Germany and international: Tel.: +49 (0) 24 21 96 92 70 e-mail: tech-bio@mn-net.com	Switzerland: MACHERY-NAGEL AG Tel.: +41 (0) 62 388 55 00 e-mail: sales-ch@mn-net.com	France: MACHERY-NAGEL EURL Tel.: +33 (0) 3 88 68 22 68 e-mail: sales-fr@mn-net.com	USA: MACHERY-NAGEL Inc. Tel.: +1 610 559 98 48 e-mail: sales-us@mn-net.com
---	---	---	---



MACHERY-NAGEL



The MN World of Nucleic Acid and Protein Purification

